

College Account

Income And Expenditure Account For The Year Ended March 31, 2016

(Amount in ₹)

Particulars	Schedule	Current Year					Previous Year
		Unrestricted Funds			Restricted Funds	Total	Total
		Corpus	Designated Funds	General Funds			
Income							
Academic Receipts	10	-	4,46,33,022	-	2,02,75,190	6,49,08,212	6,82,78,967
Grants & Donations	11	-	22,15,000	-	21,26,18,660	21,48,33,660	24,44,15,114
Income from Investments	12	-	77,036	56,000	17,33,401	18,66,437	21,71,758
Other Incomes	13	-	85,33,041	6,59,117	1,35,63,595	2,27,55,753	1,54,26,922
Total (A)		-	5,54,58,099	7,15,117	24,81,90,846	30,43,64,062	33,02,92,761
Expenditure							
Staff Payments & Benefits	14	-	-	-	18,76,96,884	18,76,96,884	18,42,65,031
Academic Expenses	15	-	1,65,05,845	-	58,35,109	2,23,40,954	3,28,80,401
Administrative and General Expenses	16	-	4,64,954	-	82,13,287	86,78,241	1,15,85,407
Repairs & Maintenance	17	-	-	-	14,93,373	14,93,373	17,57,538
Finance Costs	18	-	-	-	9,126	9,126	-
Total (B)		-	1,69,70,799	-	20,32,47,779	22,02,18,578	23,04,88,377
Balance being excess of Income over Expenditure (A-B)		-	3,84,87,300	7,15,117	4,49,43,067	8,41,45,484	9,98,04,384
Excess Grant Received							
From UGC		-	-	-	1,62,97,379	1,62,97,379	4,55,80,089
From UGC Others		-	-	-	26,95,000	26,95,000	-
From UGC OBC		-	-	-	49,69,709	49,69,709	74,12,395
From GB		-	-	-	37,92,846	37,92,846	(8,55,164)
Transfer to Management Share Receivable from Trust		-	-	-	-	-	47,87,399
Transfer to/from Restricted Fund							
Donations for Renovation of Auditorium		-	-	-	10,70,107	10,70,107	10,00,000
P.F. Contribution Reversed Fund		-	-	-	24,10,235	24,10,235	21,00,437
Library Security Forfeiture Fund		-	-	-	83,013	83,013	72,143
Donation for Laptop to BPL Students		-	-	-	25,776	25,776	27,299
Enactus		-	-	-	(1,35,498)	(1,35,498)	78,019
Maintenance Fund - II		-	-	-	1,22,34,500	1,22,34,500	1,21,25,500
DU Innovation Project		-	6,86,174	-	-	6,86,174	(7,33,171)
Construction of Girls Hostel		-	-	-	15,00,000	15,00,000	-
Transfer to/from Designated Fund							
Donation Fund		-	-	-	-	-	-
Donation from Others		-	94,361	-	-	94,361	-
Earmarked Fund (Refer Sub Sch 3)		-	2,74,48,713	-	-	2,74,48,713	1,93,82,916
Depreciation Fund		-	1,51,796	-	-	1,51,796	1,47,637
Electricity Security Fund		-	-	-	-	-	-
Development Fund		-	45,38,550	-	-	45,38,550	42,36,094
Scholarship/Prize Endowment Fund		-	10,79,998	-	-	10,79,998	(1,08,140)
CSR Contribution for Centre for Community Engagement		-	3,65,000	-	-	3,65,000	39,09,383
Maintenance Fund - I		-	41,22,708	-	-	41,22,708	-
Conveyance Fund		-	-	-	-	-	-
Transfer to General Fund		-	-	7,15,117	-	7,15,117	6,41,548
Balance being surplus (Deficit) carried to General Fund		-	-	-	-	-	-

Notes on Accounts


19


The accompanying notes are an integral part of the financial statements.


As per our Audit Report of even date attached


For S.P. Puri & Co.
CHARTERED ACCOUNTANTS
Firm Registration No:00152N


Rajiv Puri
PARTNER
M. No.084318


Sanjay Dobhal
S.O. (ACCOUNTS)


P.K. Jain
A.O. (ACCOUNTS)


Smita Sharma
BURSAR


Dr. R.P. Rustagi
PRINCIPAL (Offtg.)

Place of Signature : New Delhi

Date 02.03.2017



Shri Ram College Of Commerce
College Account

Schedules Forming Part Of Income & Expenditure Account For The Year Ended March 31, 2016

SCHEDULE - 10 : Academic Receipts

(Amount in ₹)

Particulars	Current Year					Previous Year
	Unrestricted Funds			Restricted Funds	Total	
	Corpus	Designated Funds	General Funds			
Fee From Students						
Academic						
1. Tuition fee	-	-	-	4,18,536	4,18,536	4,38,534
2. Admission fee	-	-	-	4,025	4,025	4,630
3. Library Reading Room Fee	-	-	-	49,26,797	49,26,797	53,50,479
Total (A)	-	-	-	53,49,358	53,49,358	57,93,643
Examinations						
1. Admission test fee	-	-	-	-	-	-
2. Annual Examination fee	-	-	-	-	-	-
3. Mark sheet, certificate fee	-	-	-	-	-	-
Total (B)	-	-	-	-	-	-
Other fees						
1. Identity card fee	-	-	-	1,23,772	1,23,772	1,37,498
2. Fine/Miscellaneous fee	-	-	-	37,850	37,850	33,750
3. College Amenities	-	-	-	-	-	32,400
4. Professional Development Fee	-	29,15,100	-	-	29,15,100	22,16,159
5. Foreign Student registration Fee	-	4,76,134	-	-	4,76,134	4,13,493
6. Contingency Fee	-	29,14,200	-	-	29,14,200	32,76,230
7. Computer Course Fee	-	52,04,199	-	-	52,04,199	67,22,009
8. Campus Security Fee	-	29,83,960	-	-	29,83,960	44,47,765
9. Business Analyst Fee	-	7,51,050	-	-	7,51,050	8,20,250
10. Annual Fee	-	14,67,600	-	-	14,67,600	16,50,053
11. Upkeep Of Infrastructure	-	48,75,100	-	-	48,75,100	44,46,500
12. Medical fee	-	7,28,550	-	-	7,28,550	9,94,819
13. Parking Fess	-	2,53,117	-	-	2,53,117	2,65,761
14. Education Verification	-	-	-	-	-	-
15. College Magazine Fees	-	-	-	7,16,550	7,16,550	8,03,400




Shri Ram College Of Commerce
College Account

Schedules Forming Part Of Income & Expenditure Account For The Year Ended March 31, 2016

SCHEDULE - 10 : Academic Receipts

(Amount in ₹)

Particulars	Current Year					Previous Year
	Unrestricted Funds			Restricted Funds	Total	
	Corpus	Designated Funds	General Funds			
Other fees (Contd.)						
16. College Garden Fees	-	-	-	14,87,550	14,87,550	15,74,700
17. Processing Fees	-	-	-	16,000	16,000	22,500
18. Handbook of Information	-	-	-	39,750	39,750	44,800
19. Duplicate Provisional Certificates/Transcript	-	-	-	1,25,185	1,25,185	1,43,750
20. Development Fees	-	33,89,250	-	-	33,89,250	42,36,094
21. Extra Curricular fee	-	4,85,800	-	-	4,85,800	5,19,500
22. Hobby workshop fee	-	3,74,297	-	-	3,74,297	2,56,200
23. Indo Penn State fees	-	10,500	-	-	10,500	-
24. Indo US Collaboration	-	42,000	-	-	42,000	-
25. Infrastructure Development fee	-	30,50,400	-	-	30,50,400	32,37,094
26. Insurance for laptops	-	1,00,980	-	-	1,00,980	3,25,875
27. Library development fees	-	19,42,600	-	-	19,42,600	20,55,400
28. Placement cell fees	-	7,35,725	-	-	7,35,725	7,70,775
29. Student Aid Fees	-	8,81,919	-	-	8,81,919	7,77,850
30. Student Sexual Harassment Fees	-	29,514	-	-	29,514	26,980
31. Maitainence Fee I	-	25,10,900	-	-	25,10,900	26,47,400
32. Maitainence Fee II	-	-	-	1,22,34,500	1,22,34,500	1,21,25,500
33. Student W.U.S Fees	-	12,602	-	-	12,602	20,810
34. Scholarship Fees(Earmarked)	-	7,16,548	-	-	7,16,548	7,87,751
35. Earmarked Fund Sponsorship Fee	-	77,80,977	-	-	77,80,977	64,55,368
Total (C)	-	4,46,33,022	-	1,47,81,157	5,94,14,179	6,22,88,434
Sale of publications						
1. Sale of syllabus and Question Paper, etc.	-	-	-	-	-	-
2. Sale of prospectus including admission forms	-	-	-	1,44,675	1,44,675	1,96,890
Total (D)	-	-	-	1,44,675	1,44,675	1,96,890
Grand total (A+B+C+D)	-	4,46,33,022	-	2,02,75,190	6,49,08,212	6,82,78,967



Shri Ram College Of Commerce
College Account

Schedules Forming Part Of Income & Expenditure Account For The Year Ended March 31, 2016

Schedule - 11 : Grants and Donations (Grants & Subsidies Received)

(Amount in ₹)

Particulars	Current Year					Previous Year
	Unrestricted Funds			Restricted Funds	Total	
	Corpus	Designated Funds	General Funds			
1) Grant from UGC						
- Maintenance Grant	-	-	-	17,30,23,760	17,30,23,760	20,94,30,000
- Maintenance Grant Under OBC Expansion	-	-	-	2,97,34,000	2,97,34,000	2,71,02,000
- Development of sports and infra	-	-	-	7,20,000	7,20,000	-
- Remedial Coaching / Net Coaching	-	-	-	19,75,000	19,75,000	-
2) Grant from University of Delhi						
- Innovation Project	-	8,50,000	-	-	8,50,000	4,50,000
3) Institutions/Welfare Bodies	-	-	-	-	-	-
4) International Organizations	-	-	-	-	-	-
5) Others (Specify)						
- Enactus	-	-	-	6,65,900	6,65,900	8,99,677
- Tara Dutt Scholarship Fund	-	2,50,000	-	-	2,50,000	-
- V.K Bhalla Scholarship Fund	-	5,00,000	-	-	5,00,000	-
- Dr Charat Ram	-	2,50,000	-	-	2,50,000	-
- Sultan Chand Scholarship	-	-	-	-	-	-1,00,000
- Student Need Base Scholarship	-	-	-	-	-	-
- CSR Contribution for community engagement	-	3,65,000	-	-	3,65,000	-
- Share received from SSRF	-	-	-	40,00,000	40,00,000	56,33,437
- Donation for Renovation of Auditorium	-	-	-	10,00,000	10,00,000	10,00,000
- Donation for Construction of Girls Hostel	-	-	-	15,00,000	15,00,000	-
Total	-	22,15,000	-	21,26,18,660	21,48,33,660	24,44,15,114



**Shri Ram College Of Commerce
College Account**

Schedules Forming Part Of Income & Expenditure Account For The Year Ended March 31, 2016

Schedule - 12 : Income from Investments

(Income on Investment from Earmarked/Endowment Funds transferred to Funds)

(Amount in ₹)

PARTICULARS	Current Year					Previous year
	Unrestricted Funds			Restricted Funds	TOTAL	
	Corpus	Designated Funds	General Funds			
1) Interest On Govt. Securities	-	77,036	56,000	17,33,401	18,66,437	21,71,758
TOTAL	-	77,036	56,000	17,33,401	18,66,437	21,71,758



Shri Ram College Of Commerce

College Account

Schedules Forming Part Of Income & Expenditure Account For The Year Ended March 31, 2016

Schedule - 13 : Other Income

(Amount in ₹)

Particulars	Current Year					Previous Year
	Unrestricted Funds			Restricted Funds	Total	
	Corpus	Designated Funds	General Funds			
A. Income from Land & Building						
1. Hostel Room Rent	-	-	-	-	-	-
2. License fee for Utility Services	-	-	-	84,000	84,000	85,000
3. License fee from Staff Quarter	-	-	-	3,33,227	3,33,227	2,36,976
4. License fee from UGC Staff Quarter	-	-	-	26,620	26,620	26,869
5. Hire Charges of Auditorium/Play ground/ Convention Centre/Canteen, etc	-	-	-	1,08,000	1,08,000	-
Total	-	-	-	5,51,847	5,51,847	3,48,845
B. Sale of Institute's publications	-	-	-	-	-	-
C. Interest on Term Deposits:						
a) With Scheduled Banks	-	-	-	-	-	-
- Prize / Scholarship Funds	-	3,16,198	-	-	3,16,198	3,15,317
- Donation for Laptops(BPL)	-	-	-	25,776	25,776	27,299
-Library Security Forfeiture	-	-	-	72,428	72,428	72,143
-PF Contribution Reversed	-	-	-	12,09,558	12,09,558	8,99,237
-Endowment Fund	-	-	-	66,878	66,878	48,606
-Donation for Auditorium	-	-	-	70,107	70,107	-
-Earmarked Funds	-	52,48,878	-	-	52,48,878	37,60,986
-Depreciation Fund	-	1,51,796	-	-	1,51,796	1,47,637
-General Fund	-	-	6,34,446	-	6,34,446	5,85,548
-Donations Other	-	94,361	-	-	94,361	-
-Donations	-	-	-	3,11,461	3,11,461	-
-Development Fund	-	11,49,300	-	-	11,49,300	-
-College Magazine - Intt	-	-	-	74,569	74,569	-
-Maintenance Fund-I	-	15,71,508	-	-	15,71,508	12,05,983
-Maintenance Fund-II	-	-	-	53,18,801	53,18,801	40,16,201



Shri Ram College Of Commerce

College Account

Schedules Forming Part Of Income & Expenditure Account For The Year Ended March 31, 2016

Schedule - 13 : Other Income

(Amount in ₹)

Particulars	Current Year					Previous Year
	Unrestricted Funds			Restricted Funds	Total	
	Corpus	Designated Funds	General Funds			
C. Interest on Term Deposits (Contd.)						
-Maintenance Grant salary	-	-	-	37,82,678	37,82,678	16,44,774
b) Others						
- Interest on Security Deposit with TPDDL	-	-	-	41,940	41,940	41,940
Total	-	85,32,041	6,34,446	1,09,74,196	2,01,40,683	1,27,65,671
D. Interest on Savings Accounts:						
a) With Scheduled Banks						
- Axis Bank	-	-	-	59,723	59,723	5,656
-Bank of Baroda	-	-	-	46,708	46,708	55,158
-Salary A/C(1493)	-	-	-	9,00,993	9,00,993	8,22,798
-Bank of India	-	-	24,671	-	24,671	-
Total	-	-	24,671	10,07,424	10,32,095	8,83,612
E. Others						
- RTI fees	-	-	-	720	720	630
- Recovery of Scooter Advance	-	-	-	-	-	12,200
- Recruitment of Non Teaching Staff	-	-	-	-	-	4,30,550
- Sale of Scraps	-	-	-	-	-	18,850
- Retirement Benefits Received	-	-	-	4,86,658	4,86,658	7,19,769
- Leave Salary Recovered	-	-	-	-	-	2,46,795
- Notice Pay	-	-	-	15,579	15,579	-
- Library Security Forfeited	-	-	-	10,585	10,585	-
- Scholarship/Prize Endowment Fund	-	1,000	-	-	1,000	-
- Liability written back	-	-	-	5,16,586	5,16,586	-
Total	-	1,000	-	10,30,128	10,31,128	14,28,794
Grand Total (A+B+C+D+E)	-	85,33,041	6,59,117	1,35,63,595	2,27,55,753	1,54,26,922



**Shri Ram College Of Commerce
College Account**

Schedules Forming Part Of Income & Expenditure Account For The Year Ended March 31, 2016

Schedule - 14 : Staff Payments & Benefits

(Amount in ₹)

Particulars	Current Year					Previous Year
	Unrestricted Funds			Restricted Funds	Total	
	Corpus	Designated Funds	General Funds			
a) Salaries and Allowances						
Teaching Staff						
Pay	-	-	-	4,25,60,586	4,25,60,586	4,32,35,499
Dearness Allowance	-	-	-	4,94,13,824	4,94,13,824	4,56,07,477
Dearness pay	-	-	-	(210)	(210)	-
House Rent Allowance	-	-	-	87,45,951	87,45,951	91,05,925
Transportation Allowance	-	-	-	72,75,243	72,75,243	68,41,608
P.F. Contribution	-	-	-	77,812	77,812	89,562
Leave Travel Concession	-	-	-	9,46,030	9,46,030	10,53,120
Children Education Allowance	-	-	-	5,89,500	5,89,500	4,48,500
Leave Encashment for LTC	-	-	-	1,55,948	1,55,948	2,76,792
Administration Staff						
Pay	-	-	-	22,46,191	22,46,191	24,78,501
Dearness Allowance	-	-	-	22,05,521	22,05,521	16,24,576
House Rent Allowance	-	-	-	4,91,903	4,91,903	3,84,835
Transportation Allowance	-	-	-	4,01,914	4,01,914	2,96,269
Ad hoc Bonus	-	-	-	21,012	21,012	27,632
Ex-Gratia	-	-	-	80,830	80,830	51,870
Leave Travel Concession	-	-	-	80,038	80,038	62,981
Children Education Allowance	-	-	-	85,317	85,317	93,000
Leave Encashment for LTC	-	-	-	28,441	28,441	31,477
Library Staff						
Pay	-	-	-	19,26,301	19,26,301	19,18,211
Dearness Pay	-	-	-	-	-	1,811
Dearness Allowance	-	-	-	18,60,237	18,60,237	16,50,752
House Rent Allowance	-	-	-	3,54,442	3,54,442	3,58,631
Transportation Allowance	-	-	-	3,09,787	3,09,787	2,86,441
Washing Allowance	-	-	-	5,993	5,993	4,839
Ad hoc Bonus	-	-	-	24,178	24,178	27,632
Ex-Gratia	-	-	-	42,240	42,240	63,225
Leave Travel Concession	-	-	-	2,54,140	2,54,140	38,950
Children Education Allowance	-	-	-	54,000	54,000	62,775
Leave Encashment for LTC	-	-	-	67,958	67,958	24,854
Class III Staff						
Pay	-	-	-	38,57,696	38,57,696	42,40,086
Dearness Allowance	-	-	-	30,37,958	30,37,958	31,76,433
House Rent Allowance	-	-	-	3,78,848	3,78,848	4,54,845
Transportation Allowance	-	-	-	7,39,488	7,39,488	7,86,184
Washing Allowance	-	-	-	22,530	22,530	17,100
Ad hoc Bonus	-	-	-	62,172	62,172	65,626
O.T.A. to Chowkidars	-	-	-	83,310	83,310	41,220
Ex-gratia	-	-	-	42,235	42,235	58,290
Leave Travel Concession	-	-	-	3,34,779	3,34,779	97,065
Children Education Allowance	-	-	-	1,91,207	1,91,207	82,408
Leave Encashment for LTC	-	-	-	38,154	38,154	47,533
Salary & Allowances Under OBC Expansion						
Salary To Outsource Persons Under OBC Grant	-	-	-	13,04,158	13,04,158	8,18,400
Salary to Non Teaching Staff Against OBC Grant	-	-	-	37,46,945	37,46,945	12,43,693
Salary to Teaching Staff against OBC Grant	-	-	-	1,97,13,188	1,97,13,188	1,76,27,512
Total (a)	-	-	-	15,38,57,795	15,38,57,795	14,49,04,140
b) Retirement and Terminal Benefits						
Pension & Commuted Pension	-	-	-	1,95,35,881	1,95,35,881	1,93,47,745
Family Pension	-	-	-	44,37,414	44,37,414	43,23,454
Leave Encashment	-	-	-	19,77,829	19,77,829	65,94,538
Gratuity	-	-	-	25,57,063	25,57,063	46,02,345
Reimbursement of Medical Expenses	-	-	-	32,37,047	32,37,047	28,26,576
T.A. to Place of Settlement after Retirement	-	-	-	19,543	19,543	-
P.F. Contribution - CPF To Retired Employees	-	-	-	-	-	-
Contribution towards Pension (New Scheme)	-	-	-	19,94,390	19,94,390	15,84,654
NPS CRA Charges	-	-	-	10,736	10,736	9,791
Total (b)	-	-	-	3,37,69,903	3,37,69,903	3,92,89,103
c) Staff Welfare Expenses						
- Liveries	-	-	-	68,100	68,100	71,788
- Reimbursement of Newspaper	-	-	-	1,086	1,086	-
Total (c)	-	-	-	69,186	69,186	71,788
Total (a+b+c)	-	-	-	18,76,96,884	18,76,96,884	18,42,65,031

Shri Ram College Of Commerce

Schedules Forming Part Of Income & Expenditure Account For The Year Ended March 31, 2016

SCHEDULE - 15 : Academic Expenses

(Amount in ₹)

Particulars	Current Year					Previous Year
	Unrestricted Funds			Restricted Funds	Total	
	Corpus	Designated Funds	General Funds			
a) Payment to visiting faculty	-	-	-	-	-	4,63,000
b) Garden Maintenance	-	-	-	8,72,172	8,72,172	11,19,108
c) Magazine Expenses	-	-	-	5,55,250	5,55,250	5,74,931
d) Annual Day Expenses	-	2,15,180	-	1,500	2,16,680	12,05,747
e) Library Reading Room	-	-	-	43,91,187	43,91,187	49,83,501
f) Library Books	-	-	-	15,000	15,000	15,000
g) Earmarked Fund Expenses	-	1,53,00,181	-	-	1,53,00,181	2,33,60,706
h) Scholarship Expenses	-	9,90,484	-	-	9,90,484	11,58,408
TOTAL	-	1,65,05,845	-	58,35,109	2,23,40,954	3,28,80,401



Shri Ram College Of Commerce

College Account

Schedules Forming Part Of Income & Expenditure Account For The Year Ended March 31, 2016

Schedule - 16 : Administrative and General Expenses

(Amount in ₹)

Particulars	Current Year					Previous Year
	Unrestricted Funds			Restricted Funds	Total	
	Corpus	Designated Funds	General Funds			
a) Electricity and power	-	-	-	52,20,009	52,20,009	52,65,820
b) Water charges	-	-	-	8,55,382	8,55,382	6,83,869
c) Insurance	-	-	-	-	-	-
- Building	-	-	-	6,031	6,031	9,255
d) Rent, Rates and Taxes (including property tax)	-	-	-	1,86,140	1,86,140	1,86,140
e) Postage & Telegram	-	-	-	55,359	55,359	69,938
f) Telephone and Internet Charges	-	-	-	-	-	-
- Reimbursement of Telephone Expenses	-	-	-	17,554	17,554	2,427
- Telephone Expenses	-	-	-	50,951	50,951	53,133
g) Printing and Stationary	-	-	-	7,18,521	7,18,521	8,41,660
h) Traveling and Conveyance Expenses	-	-	-	1,27,197	1,27,197	1,64,404
i) Expenses on Seminar/Workshops	-	-	-	-	-	-
- HRD Seminar on Good Governanace	-	-	-	-	-	79,376
- Seminar	-	-	-	7,350	7,350	7,500
- National Seminar	-	-	-	-	-	-
- Centre for Academic Excellence	-	1,96,002	-	-	1,96,002	-
- Professional Development Expenses	-	1,05,126	-	-	1,05,126	-
j) Hospitality	-	-	-	-	-	-
k) Auditors Remuneration	-	-	-	3,450	3,450	3,371
l) Legal Expenses	-	-	-	91,720	91,720	1,57,278
m) Advertisement and Publicity	-	-	-	-	-	9,76,627
n) Accrediation Expenses(NAAC)	-	-	-	28,625	28,625	28,090
o) Recruitment of Non Teaching Staff	-	-	-	2,000	2,000	10,31,090
p) Sitting Fees	-	-	-	41,000	41,000	-
q) Entertainment Expenses	-	-	-	600	600	600
r) Expenses under Project	-	-	-	-	-	-
- Innovation Project	-	1,63,826	-	-	1,63,826	11,83,171
- Enactus	-	-	-	8,01,398	8,01,398	8,21,658
s) TA to GB Members	-	-	-	-	-	20,000
Total	-	4,64,954	-	82,13,287	86,78,241	1,15,85,407



Shri Ram College Of Commerce

College Account

Schedules Forming Part Of Income & Expenditure Account For The Year Ended March 31, 2016

Schedule- 17 : Repairs & Maintenance

(Amount in ₹)

Particulars	Current Year					Previous Year
	Unrestricted Funds			Restricted Funds	Total	
	Corpus	Designated Funds	General Funds			
a) Building	-	-	-	5,14,756	5,14,756	12,52,165
b) Furniture	-	-	-	10,975	10,975	10,800
c) Contingency	-	-	-	40,073	40,073	1,34,361
d) Staff Quarter Maintenance (GB)	-	-	-	2,98,850	2,98,850	2,38,511
e) Staff Quarter Maintenance (UGC)	-	-	-	6,28,719	6,28,719	1,21,701
Total	-	-	-	14,93,373	14,93,373	17,57,538

Schedule - 18 : Finance Costs

(Amount in ₹)

Particulars	Current Year					Previous Year
	Unrestricted Funds			Restricted Funds	Total	
	Corpus	Designated Funds	General Funds			
a) Bank charges	-	-	-	9,126	9,126	-
Total	-	-	-	9,126	9,126	-

